

EDX Pocket III

Handheld X-ray Fluorescence Spectrometer

- Alloy Analyzer
- Fast Minerals Analyzer
- Fast RoHS Tester



Handheld High-performance On-site Analyzer



An introduction to EDX Pocket III

EDX Pocket III is a Handheld X-ray Fluorescence Spectrometer specifically developed for on-site analysis by Skyray. They include RoHS Analyzers, Alloy Analyzers, Scrap Metals Recycling Analyzers, Mineral Analyzers, Precious Metals Analyzers and Soil Analyzers. They are the smallest, rapidest, most functional and most accurate XRF analyzers available on the market. They can be used widely in fields such as alloy analysis, minerals analysis, geographic analysis, precious metals analysis, scrap metals recycling analysis, RoHS testing and soil analysis. Moreover, it can also be used to perform Positive Material Identification (PMI) and verification.



Years of brewing and development

Persistent efforts in quality pursuit

Optimized integration of high-end configurations

EDX-Pocket III is always outstanding!

- Its streamlined design brings us powerful visual impact
- Its magnificent colors exhibits unique charm
- Its exquisite kernel displays beauty of science and technology
- Its prudent gunlock design provides secure “firewall” at the fullest
- Its portability shows us great concern to humanity

*Rapid Accurate Non-destructive
Intuitive Lightweight Easy-to-use Safe*

An introduction to EDX Pocket III specifications

<i>Working principle</i>	XRF analysis exploiting X-ray Fluorescence Spectrometry
<i>Measurable elements</i>	S-U
<i>Detector</i>	advanced thermoelectric cooling Si-PIN semiconductor X-ray detector with high performance and high energy resolution
<i>Excitation source</i>	mini 40kV/50 μ A X-ray tube, Ag/W anode target
<i>Data display</i>	high definition and high resolution PDA (Personal Digital Assistant), Windows CE operating system, Bluetooth communication, personal data handling and e-mail sending.
<i>Data storage</i>	Large capacity SD card and SD card reader enable the data to store on PC and print out
<i>Power supply</i>	operating time of two fully-charged Lithium batteries is no less than 8 hours
<i>Weight</i>	1.4 kilos(without battery)
<i>Overall size</i>	260 \times 325 \times 125mm (L \times H \times W)
<i>Ambient environment</i>	temperature -20 $^{\circ}$ C ~ +40 $^{\circ}$ C
<i>Safety feature</i>	both PDA and software operations are protected by passwords. Unauthorized people are not allowed to operate.
<i>Standard accessories</i>	shock, pressure & water-proof carrying case with padlocks, 110v/220v general-purpose charger, large capacity SD memory card, SD card reader, two 4000mAh Lithium batteries, Lithium battery charger, PDA accessories, lab test stand (optional), etc.



EDX Pocket III Application fields

An Introduction to Alloy Analysis



Alloy composition identification and quality assurance of high-tech industries such as shipbuilding and space and aviation industries

Alloy Grade Library and Measurable Standard Elements :

Extensive Alloy Grade Libraries: standard libraries of countries such as China (GB), USA (AISI, UNS, ASTM), Japan (JIS), France (NF), Russia (TOCT), Sweden (SS14), Britain (BS) and Germany (DIN). EDX Pocket III allows easy editing of grade libraries. The measurable standard elements include 26 elements Al, Ti, V, Cr, Mn, Fe, Co, Ni, Cu, Zn, Se, Zr, Nb, Mo, Pd, Cd, In, Sb, Hf, Ta, Pt, Pb, Ag, Sn, Bi and Au.

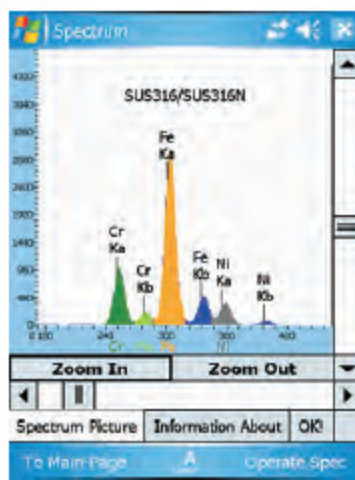


▲ Compliance and safety tests of spare parts in power and power station industries

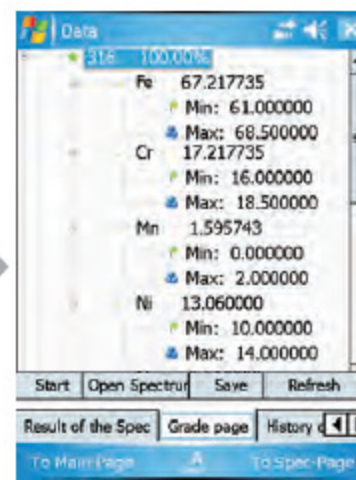


EDX Pocket III Test Example and Analysis

As for finished products such as stainless steel, the users are more concerned about the concentration of Cr, Mn, Ni, Mo and Ti, for their varying concentrations may result in different uses of the steels. These alloying elements can be measured in the air.



▲ Spectrum of grade analysis



▲ Grade analysis display

Corresponding grades

SUS316J1/SUS316J11

The main compositions of the stainless steel are Fe, Cr, Ni, Mo and Mn.

The test sample is a national standard, with grade name 316. The measurement time is 30s and test environment is standard. The following are the measured results:

Element	316 Range of the content	Standard value	Tested value
Cr	16%~18%	17.07	17.22
Mn	0~2%	1.14	0.79
Fe	66%~72%	65.57	65.6
Ni	10%~14%	12.1	12.08
Cu	0~0.8%	0.073	0.054
Mo	2%~3%	2.92	2.92
Ti	0~0.05%	0.032	0.045
V	0~0.055	0.036	0.053
Co	0~0.1%	0.081	0.074
Al	0.00	0.00	0.05
Zn	0.00	0.00	0.00
Se	0.00	0.00	0.00
Zr	0.00	0.00	0.00
Nb	0.00	0.00	0.00
Pd	0.00	0.00	0.00
Ag	0.00	0.00	0.00
Cd	0.00	0.00	0.00
In	0.00	0.00	0.00
Sn	0.00	0.00	0.00
Sb	0.00	0.00	0.00
Hf	0.00	0.00	0.00
Ta	0.00	0.00	0.00
Pt	0.00	0.00	0.00
Au	0.00	0.00	0.00
Pb	0.00	0.00	0.00
Bi	0.00	0.00	0.00

▲ A test report of stainless steel

EDX Pocket III Application fields

An Introduction to Minerals Analysis

EDX Pocket III Handheld X-ray Fluorescence Spectrometer features rapid identification of mineral categories, auto qualitative and quantitative analysis of multi elements, different test options, free and unlimited adding of test modes and in-built intensity correction mode correcting deviation caused by different geometric shapes or uneven structural density. It is widely used in geography, metallurgy, rare earth, petroleum, environment monitoring, non-ferrous metals, food, agriculture, research institutes, colleges and mining enterprises.



▲Ore tail analysis



▲Crude ore and ore concentrates analysis

▲Vein analysis



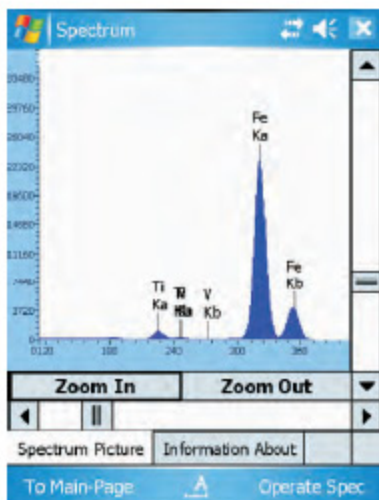
▲In-field minerals exploration and survey

Applied to:

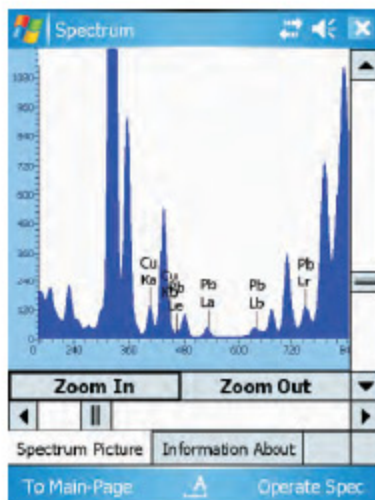
- Mineral exploration and survey
- In-situ inspection of rocks, soil, sediments and ores
- Drawing of atlas of mineral resources
- Analysis of crude ore, ore concentrates and tails in washing process
- Determination of grade of ores during the purchase of crude ores and ore concentrate
- In-field measurement of archeology

EDX Pocket III Test Example and Analysis

An Introduction to Minerals Analysis



▲ Vanadium-Iron sample GBW07224



▲ Sediment sample GBW07318



Data window showing measurement results for the Vanadium-Iron sample. The table lists elements, their intensity, and their content.

Element	Intensity	Content
Cr	5.11	0.0243
Fe	355.955	11.9
Ni	9.909124	0.0087
Cu	9.690593	0.0011
Zn	48.669674	0.0165
Ba	8.81	0.076
Pb	5.78	0.0066
V	4.805	0.019
Zr	27.215	0.0524
As	1.505	0.001029

The interface also includes 'Result of the Spec', 'History of the Mode', 'To Main-Page', and 'To Spec-Page' buttons.

▲ Measurement results

● There is a wide range of samples in the geographic and mineral industries: rocks, soil, sediment, ores, etc. They have complicated compositions and require rapid and accurate qualitative and quantitative analysis on the site or in the field. Besides, if tests are to be carried out before large-scale production, they must produce results as quickly as possible. Therefore, two features are ascribed to this industry: sample complexity and measurement rapidness.

The major compositions of the ores are Fe, Ba, Zr, and Ca.

EDX Pocket III Application fields

An Introduction to Scrap Metals Recycling and Utilization

Scrap metals recycling is an indispensable aspect of circular economy, which has positive influence on environment protection and resources economization. Nowadays, nations around the world are propelling the cause of scrap metals recycling, waste electronic products reuse and circular economy transformation of steel and non-ferrous industries. China is currently making experiments on circular economy in key industries, areas, industrial parks, and cities.

Skyray **EDX Pocket III Handheld X-ray Fluorescence Spectrometer** is designed for on-site measurement and rapid sorting of volume scrap metals. It allows the scrap dealers to make rapid and reliable judgment on the raw material deals. As a powerful weapon used for metal identification in scrap and regeneration metals recycling, it has contributed significantly to the development of renewable material industry.



▲Overstock steels recycling in warehouses



Applied to:

- **Scrap metals recycling:** Rare metals: gilt,silver plating,silver point, Hg, Mo, Ni and W ; Non-ferrous metals: Cu,Al,stainless steel, lead soldering tin, tin dross, zinc, etc
- **Waste electric appliances recycling:** household appliances such as air-conditioner, refrigerator, washing machine,TV and refrigerator
- **Waste commercial units recycling:** central air conditioning system, refrigeration equipment,electric wire and cable,battery cell, electric motor,machine tool,elevator, jack box, transformer and boiler

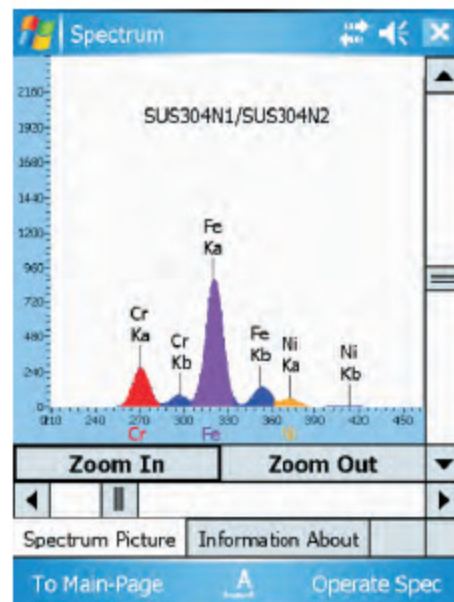


▲Test of cutting scraps or shavings

▲Sorting of metals in salvage station

EDX Pocket III Test Example and Analysis

An Introduction to Scrap Metals Recycling and Utilization



▲Spectral analysis



Element	Intensity	Content
Cr	193.05	19.513111
Fe	654.203495	70.939709
Mn	22.601495	2.076465
Ni	58.2	7.460715
Cu	3.155911	ND
Mo	23.277595	ND

▲Measurement Results

The major compositions of the scrap metals are Fe, Cr, Ni and Mn.



EDX Pocket III Application fields

An Introduction to Precious Metals Analysis

Precious metals refer to the eight metal elements Au, Ag and Ru, Rh, Pd, Os, Ir, Pt in Pt family. Most of these metals have beautiful colors. They are normally unreactive as they have strong resistance to chemicals. They are usually made into jewelries or souvenirs. They also have wide industrial application.

Skyray EDX Pocket III Handheld X-ray Fluorescence Spectrometer can test grades and purity of the precious metals, identify grades of gemstones and conduct routine physical, compositional and structural analysis of jewelries.



▲ Gems and jewelries shops



▲ Test institutes of precious metals jewelries

Applied to:

- Measure concentration of precious metals Au, Pt, Ag and other jewelries
- Precious metals and jewelries processing industries
- Jewelry shops and test institutes
- Banks and electro plating industry



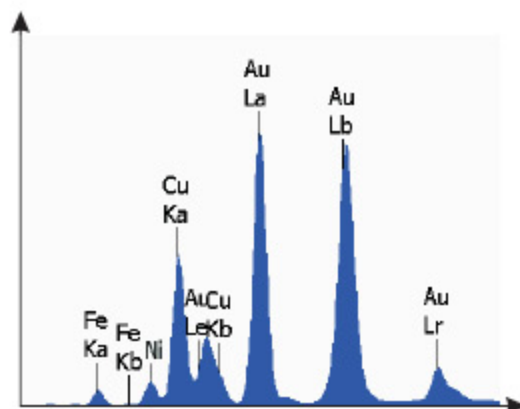
EDX Pocket III Test Example and Analysis

An Introduction to Precious Metals Analysis

EDX Pocket III tests precious metal fineness for gold, silver, platinum, palladium, etc in accordance with National Standard GB 1887 *Jewelry--Fineness of Precious Metal Alloys and Designation* and GB/T 18043 *Precious Metals Jewellery Content Non-destructive Test Method X-ray Fluorescence Spectrometry*.



▲Jewelry test example



Spectral analysis

The major constituents of this jewelry are: Au, Zn, Ni, Ag and Cu; the Au content is 74.495%

Element	Intensity	Content
Au	0.484258	74.492227
Cu	0.196015	15.420389
Ni	0.122583	6.225294
Fe	0.090834	1.902314
Zn	0.080972	1.535448
Ag	0.012456	0.316642

Corresponding Jewelry Type

Name of the precious metals jewelry	Types of jewelry	Content of metal elements	Type identifier
Au jewelry	18k gold	Au≥750%	18K, G18K, G750, Au750
	Pure gold	Au≥990%	Pure gold, G990, Au990
	Gold999	Au≥999%	Gold999, G999, Au999
Ag jewelry	Ag jewelry	Ag≥925%	S925, Ag925
	925 silver	Ag≥990%	S990, Ag990
Pt jewelry	Pt900	Pt≥900%	Pt900
	Pt950	Pt≥950%	Pt950
	Pt990	Pt≥990%	Pt990
Pd jewelry	Pd950	Pd≥950%	Pd950
	Pd990	Pd≥990%	Pd990

18k gold

▲Precious metals jewelries currently sold on the market

Name of the imitation jewelries	Remarks
Gold filled	gold-filled jewelry is usually composed of a layer of thin gold leaf bonded to base metals such as brass, silver, zinc and nickel. Some gold-filled pieces have the look and feel of the gold. Jewelries of this kind are usually stamped with 34kf or 18kf.
Gold plating	gold plating is to deposit a thin layer of gold with thickness of about 10 micrometer onto the surface of another base metal, most often copper, silver, zinc, nickel or their alloys, by electrolyzing means. Jewelries of this kind are usually stamped with 18KGP and 24KG.
Pinchbeck	pinchbeck is a gold imitation material made by brass, most often plated with gold on the surface.
Rare-earth gold	rare-earth gold does not contain gold. It is an alloy composed of copper, nickel and a small amount of rare earth elements.
Ti gold	Ti gold is also an imitation jewelry and is seldom seen on the market. The base metal is usually coated with Ti to form a new substance TiN.

▲Imitation jewelries currently sold on the market



EDX Pocket III Application fields

An Introduction to RoHS/Non-halogen Testing of Electric and Electronic Appliances and Toys

RoHS directive is also called green directive, which covers a wide range of products: electronic, electric, medical, communication, toys, and safety protection equipments. They include not only the whole machine products, but also the related spare parts, raw materials and packing materials.

RoHS directive restricts the amount of Pb, Hg, Cr⁶⁺, PBB and PBDE contained in the related products to be less than 0.1%(1000ppm) and Cd 0.01%(100ppm). These restriction values are the legislative basis for determining whether the products comply with the directive or not.

According to Non-halogen Standard of International Electrotechnical Commission (IEC 61249-2-21), the maximum amount of Br element in the related products is restricted to 0.09% (900ppm), Cl to 0.09% (900ppm) and Br+Cl to 0.15% (1500ppm) .

Skyray instrument has been engaged in the research, production and sales of X-ray fluorescence spectrometers since its establishment. Our **EDX Pocket Series Handheld X-ray Fluorescence Spectrometers** have received warm repercussion from the manufacturers of electric and electronic products for RoHS testing. After the enforcement of EU Toy Directive, they have become a powerful weapon of toy safety testing.

Applied to:

- Production of electric components and parts
- Third party evaluation of electric spare parts and raw material suppliers
- Testing and verification of packing material
- Testing and identification of hazardous elements in batteries
- Testing of toys, stationeries, children goods and gifts

Precision parts: accurate positioning,
interference eliminated.




Non-destructive test of precious goods:
with no damage to the objects.



Large-sized articles: tested
without barrier or limitation.

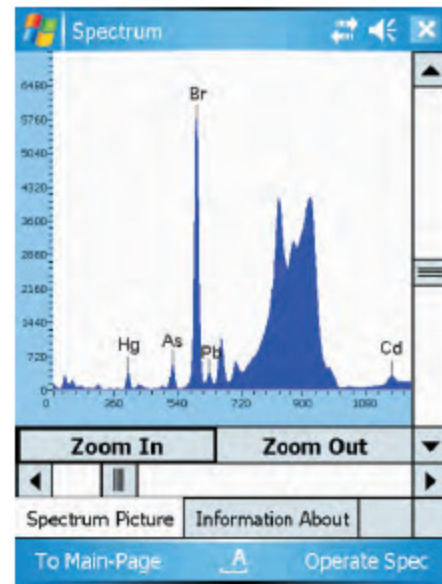


▲ Toy safety testing

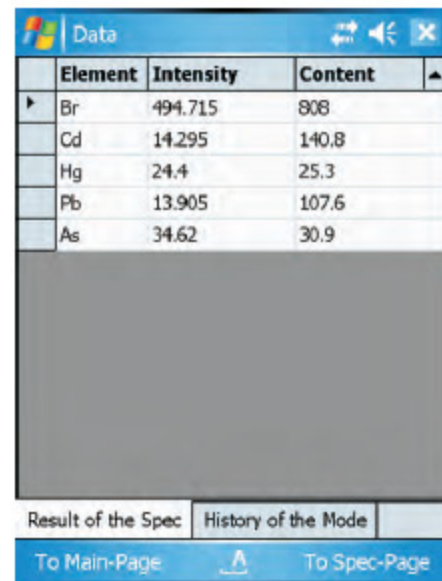


EDX Pocket III Test Example and Analysis

An Introduction to RoHS/Non-halogen Testing of Electric and Electronic Appliances and Toys



▲ Spectrum of toy test



Element	Intensity	Content
Br	494.715	808
Cd	14.295	140.8
Hg	24.4	25.3
Pb	13.905	107.6
As	34.62	30.9

▲ Results of toy test

Cd in this toy is RoHS non-compliant:
Content of Cd is 140.8ppm > 100ppm
Br in this toy is Non-halogen standard compliant:
Content of Br is 808ppm < 1500ppm

